



Multi-channel Medium Flow Pump Head

DG15 Series


PUMP HEADS




Pump Head type



DG15-24

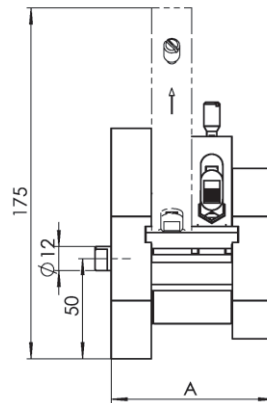
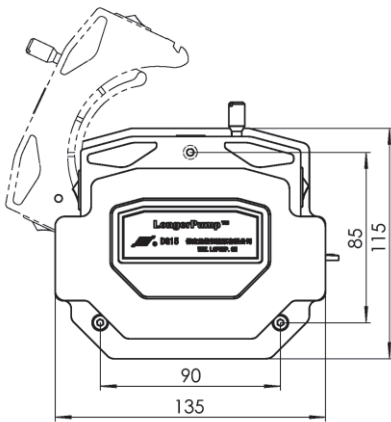


DG15-28



DG15-48

DG15 - 24: 2 Channels 4 Rollers
 DG15 - 28: 2 Channels 8 Rollers
 DG15 - 48: 4 Channels 8 Rollers



- Patented design (Patent Number: 200520026479.2), DG15-24 can replace two stacked YZ1515X.
- DG15-28 and DG15-48 can provide bigger flow rates than DG-2 and DG-4.
- Adjustable occlusion can accept several different tubing wall thicknesses.

Model	Product Code	Channel Number	Roller Number	Roller Material	Cartridge Material	Speed (rpm)	Tubing	Max. Flow Rate (mL/min)	Weight (kg)
DG15-24	05.01.16A	2	4	Stainless steel	POM	≤600	16" 25" 17"	1800 (Single Channel)	0.82
DG15-28	05.01.17A	2	8			≤100	13" 14" ID ≤ 3.17mm Wall thickness 1.0mm		0.67
DG15-48	05.01.18A	4	8			75 (Single Channel)	0.87		