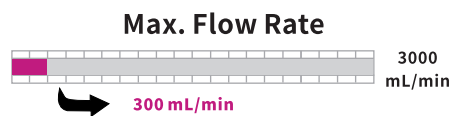


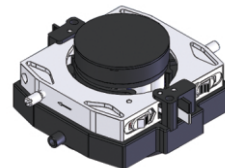
Flow Rate Peristaltic Pump

LEAD-2




- Mainly used in laboratorial applications.
- Top-mounted pump head.

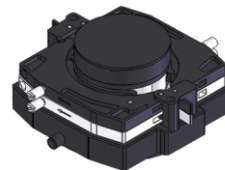
Pump Head Options



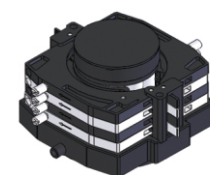
LEAD15-24
(2 channels, 4 rollers)



LEAD15-44
(4 channels, 4 rollers)



LEAD15-48
(4 channels, 8 rollers)



LEAD15-88
(8 channels, 8 rollers)

Speed	1rpm-100rpm, CW/CCW
Speed resolution	0.1rpm
Control mode	Control panel, external signal control and communication control are available
Display	128×32 graphic LCD for current running status
Calibration function	Improve flow rate accuracy
External control	Start/stop, direction and speed control (4-20mA, 0-5V, 0-10V, external control module optional)
Communication interface	RS485
Power-off memory	Return to previous status when powered on
Prime	For fast filling and emptying at full speed
Dimension (L×W×H)	190×162×275 (mm)
Power supply	AC 90V-260V/50W
Operating temperature	0 to 40°C
Relative humidity	<80%
IP rating	IP31
Weight	3.5kg



Model (Product code, Language)	Pump Head	Channel/rollers	Tubing	Max. Flow Rate (mL/min)	Weight (kg)
LEAD-2-A (05.02.19A, Chinese)	LEAD15-24	2/4	16" 25" 17"	300 (Single Channel)	4.36
	LEAD15-44	4/4			4.42
LEAD-2-C (05.02.19C, English)	LEAD15-48	4/8	13" 14" ID≤3.17 (mm) Wall Thickness 0.8-1 (mm)	75 (Single Channel)	4.48
	LEAD15-88	8/8			