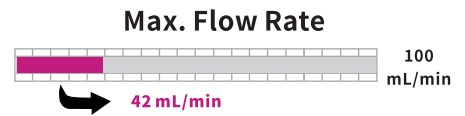


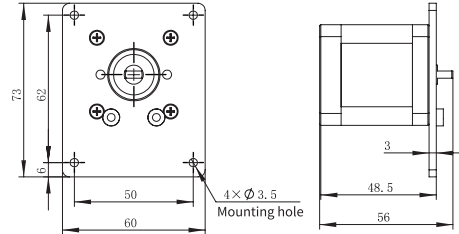
OEM Peristaltic Pump Without Control Board

T-S403



- Step Motor. Special pump head mounting bracket can be fitted with single KZ15-14 or KZ10-24 pump head.
- Ideal OEM peristaltic pump for equipments and instruments.
- Panel installation as standard. Soleplate installation can be customized.
- Meet RoHS requirement.

Installation Drawing



Motor Specifications

Step angle	1.8°
Phase	2
Phase voltage	6.56V
Phase current	0.8A
Resistance	8.2Ω±10%
Inductance	15.4mH±20%

Motor Port

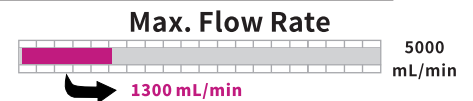

Line Color	Definition
Brown	A
Orange	A̅
Red	B
Yellow	B̅

Pump Specification

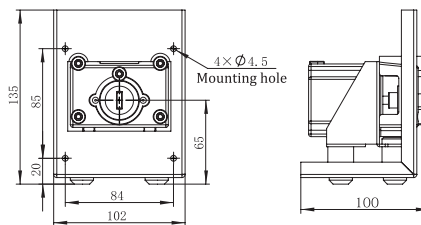
Speed	≤100rpm
Dimension(L×W×H)	56×60×73(mm)
Relative humidity	<80%
Operating temperature	0 to 40°C

Model (Product Code)	Pump Head (Product Code)	Channel Number	Roller Number	Roller/Housing Material	Speed (rpm)	Tubing	Max. Flow Rate (mL/min)
T-S403 (05.65.203)	KZ10-24-A (05.01.27A)	2	4	POM	≤100rpm	ID≤3.17mm Wall thickness 0.86mm	23
	KZ10-24-C (05.01.27C)						
	KZ15-14-A (05.01.28A)	1		POM		13" 14" 19" 16"	42
	KZ15-14-C (05.01.28C)						

T-S400



- Use step motor. Standard pump head mounting bracket can be fitted with several different pump heads.
- Ideal OEM peristaltic pump for equipment and instruments.
- Soleplate or panel installation.
- Meet RoHS requirement.



Pump Specification

Speed with DG pump head	≤100rpm
Speed with other pump head	≤300rpm
Dimension (L×W×H)	100×102×135 (mm)
Relative Humidity	<80%
Operating Temperature	0 to 40°C

Motor Specifications

Step angle	1.8°
Phase	2
Phase voltage	2.7V
Phase current	1.5A
Resistance	1.8Ω±10%
Inductance	4.5mH±20%

Motor Port

Line Color	Definition
Red	A
Green	A̅
Yellow	B
Blue	B̅

Pump Head	Tubing	Max. Flow Rate (mL/min)
YZ1515x, YZ1115	13" 14" 19" 16" 25" 17" 18"	1140
YZ2515x, YZ1125	15" 24"	840
DG-1(6), DG-2(6)	ID ≤3.17(mm)	48(Single Channel)
DG-1(10), DG-2(10)	Wall Thickness 0.8-1(mm)	32(Single Channel)
BZ15-13-A	14"	75
BZ15-13-B	16"	230
BZ15-13-C	25"	480
BZ15-13-D	17"	840
BZ25	24"	800
FG15-13-B	13" 14" 19" 16" 25" 17" 18"	1300
FG25-13-B	15" 24"	900
DMD15-13-B	2×13" 2×14"	1050
DMD15-13-D	2×19" 2×16" 2×25"	1050